



ROBO Global™ Robotics and Automation Index  
Bellwether Stock

# FY2019 Investor Presentation

---

**1Q UPDATE**

# Disclaimer

This presentation has been prepared by Koh Young Technology and although the information provided comes from credible sources, Koh Young Technology is not responsible for its accuracy.

These figures are subject to change without prior notice, and Koh Young Technology is neither obligated to provide revisions caused by changes regarding the projection and forecast presented in this presentation. Koh Young Technology accepts no liability for any loss and this presentation cannot be used in any legal matter.

This presentation should not be copied, distributed, sent or changed except the written consent of Koh Young Technology.



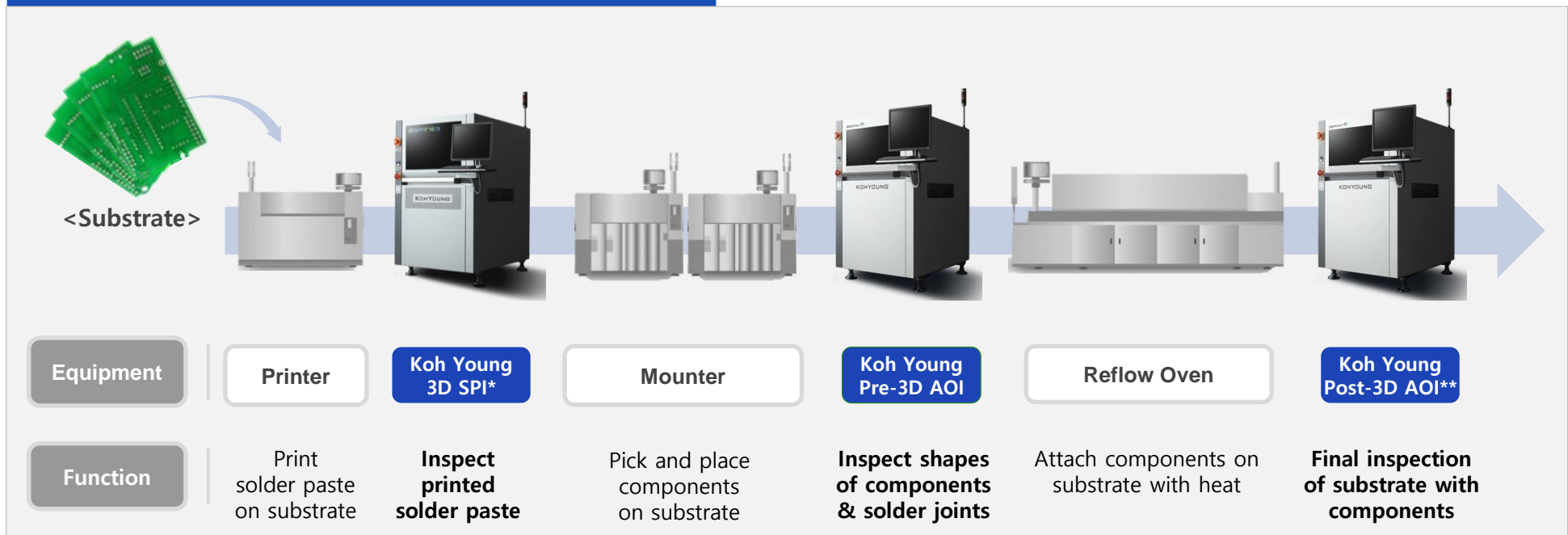
**Business Information**

KEHYCUN

# Business Introduction

- **Provide automated inspection system and solutions which can measure appearance of objects**
  - Core Technology: Super precision 3D measurement technology, Machine vision, Robot architecture, Embedded system, Software, etc
- **Detect defects of various manufacturing processes on real-time basis and diagnose cause of defects**
  - Minimize escape and false call through monitoring the quality of solder printing and chip mounting process

## Main products for electronics assembly process



\* SPI: Solder Paste Inspection  
 \*\* AOI: Automated Optical Inspection

# Technology Competitiveness


- Provide world's best 3D measurement solution based on differentiated technologies
- World No.1 technology competitiveness acknowledged by 2,200 global companies

## Existing vs Koh Young("KY") Inspection

### Visual Inspection




### KY's Unmanned Inspection



### 2D Inspection Image




### KY's 3D Inspection Image

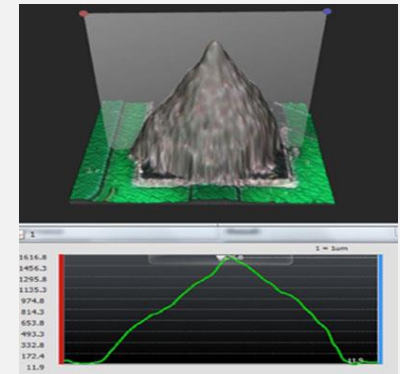


## KY's No.1 Tech Competitiveness

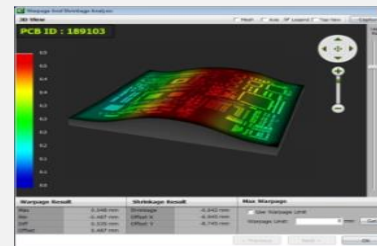
### Shadow/Reflection Solution



### Height Measurement



### Real-time warpage solution



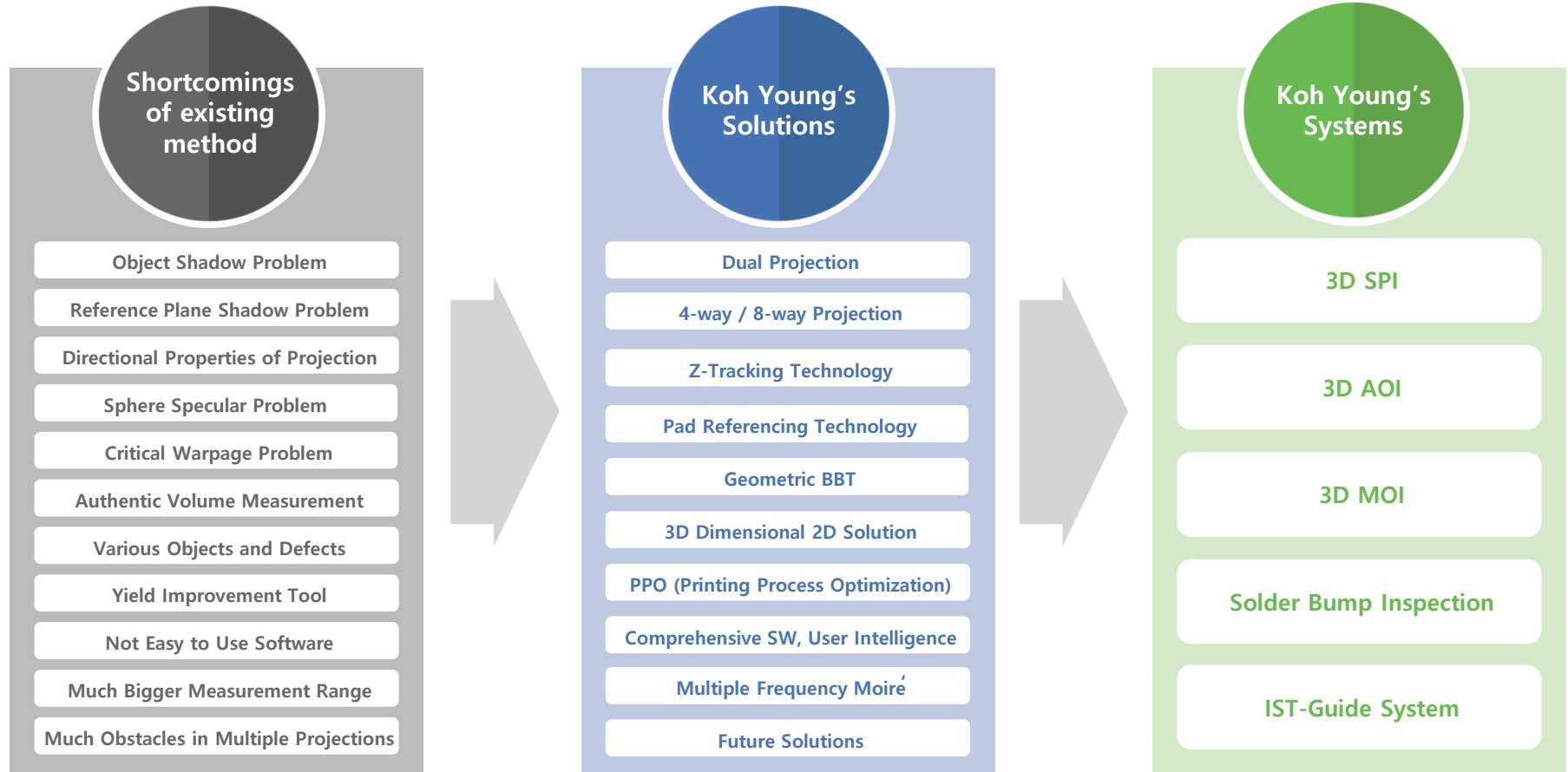
### Remote Monitoring System



# Technology Competitiveness (Cont'd)

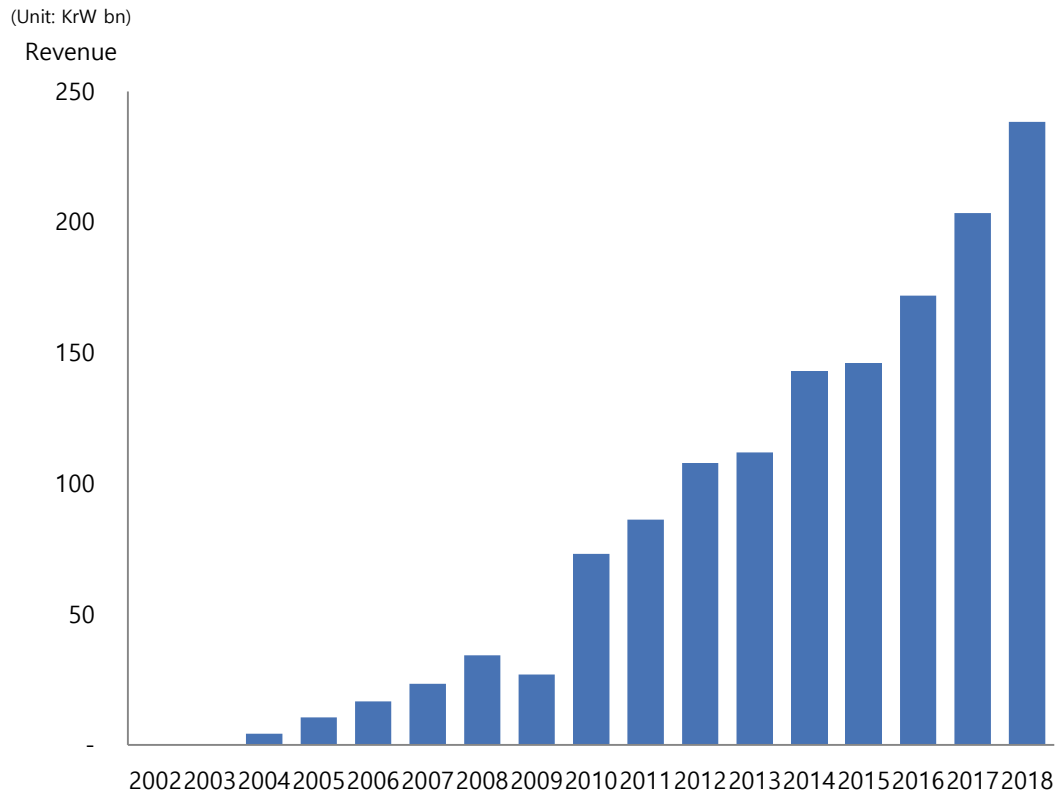
- Satisfy clients with world's best technologies

- Compelling 3D measurement inspection solution overcoming the shortcomings of the existing inspection method
- 463 patents registered and 258 Patents on-going (as of Mar 31, 2019)



# Growth History

## High-performance thru continuous innovation



## Pursue growth strategy through developing new businesses based on core competencies

**Introduction**  
(‘02~‘04)

- Establishment
- Introduce world first 3D SPI

**Market Entry**  
(‘05~‘09)

- Largest M/S in 3D SPI market
- Start of R&D for 3D AOI

**Growth Stage**  
(‘10~‘13)

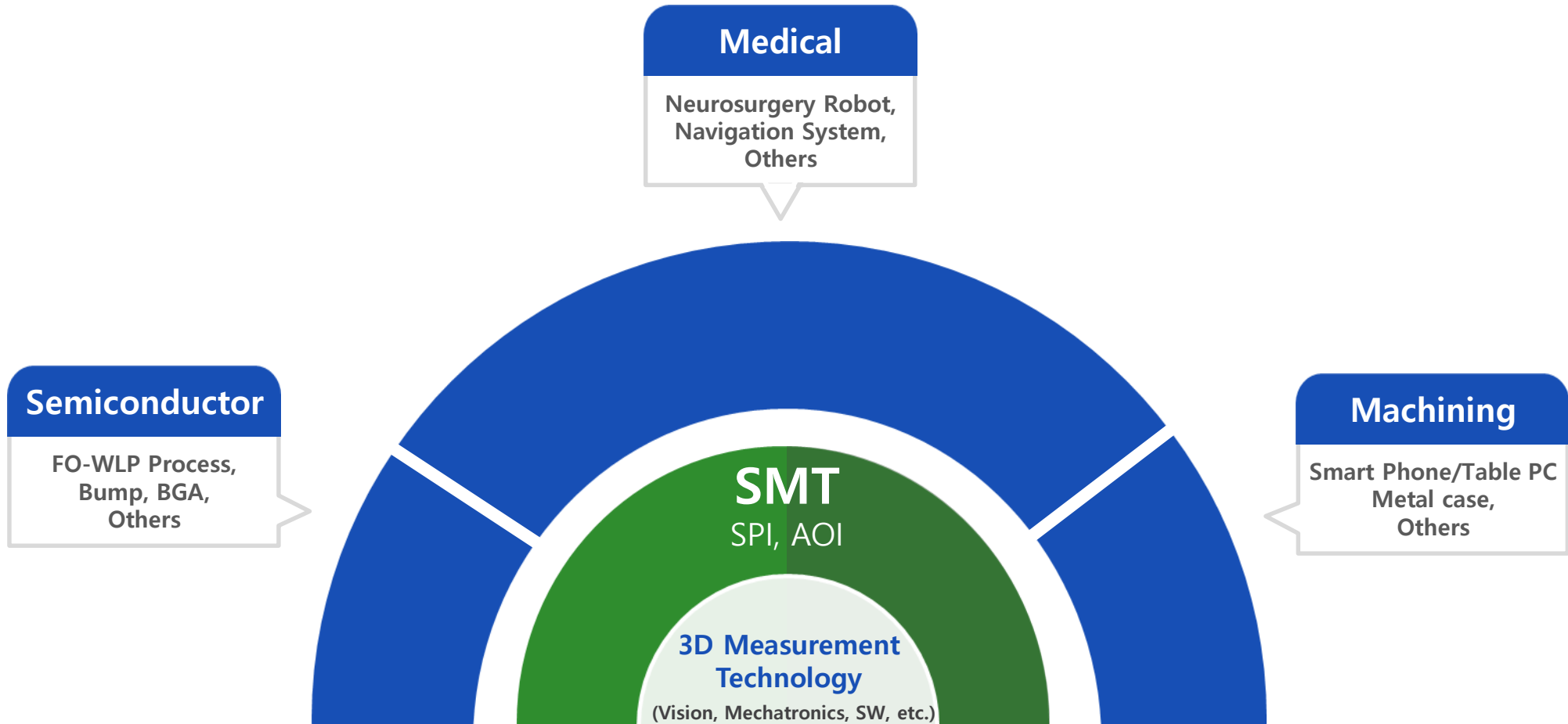
- Penetrate AOI market with 3D
- Largest M/S in SMT Inspection

**Quantum Jump Stage**  
(‘14~present)

- Expand 3D AOI business
- Create new growth drivers
  - Semiconductor Inspection
  - Machining Optical Inspection
  - Medical business

# Growth Drivers for the Future

- Based on world's best 3D measurement technology,  
Pursue growth strategy with 3 key drivers: Semiconductor inspection, Machining inspection and Medical business



A hand in a blue shirt is shown holding a glowing blue network structure of interconnected nodes and lines. A green and white arrow points from the right towards the text.

# Company Information

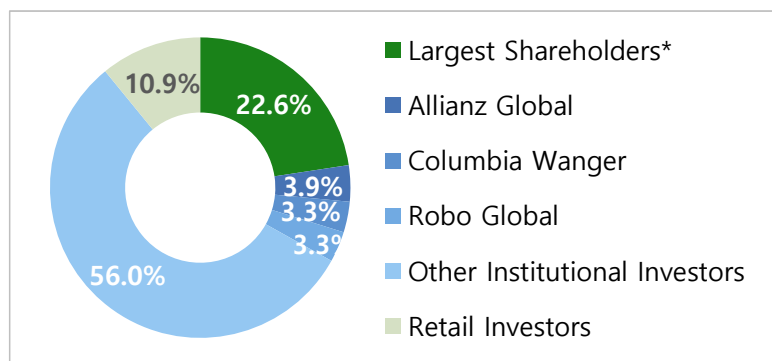
# Company Information

## ● General

<b>Date of Established</b>	April 2002
<b>Date of Listing (KOSDAQ)</b>	June 2008
<b>No. of Shares</b>	13,687,951 shares
<b>Market Value*</b>	KrW 1,129.3bn
<b>No. of Employees*</b>	559 (Including Overseas)
<b>(R&amp;D Personnel*)</b>	243

\* As of Dec 31, 2018

## ● Shareholder Structure



\* Largest Shareholders include Affiliates, Executives&Staff, ESOP, Treasury Stock

\* As of Dec 31, 2018

## ● History

<b>2002. 04</b>	Established Koh Young Technology, Inc.
<b>2003. 02</b>	Launched Worlds' 1 <sup>st</sup> 3D SPI
<b>2010. 06</b>	Launched World's 1 <sup>st</sup> 3D AOI
<b>2012. 12</b>	Ranked 1 <sup>st</sup> in global SMT(SPI,AOI) Market
<b>2016. 12</b>	Won Korea Industrial Technology Award
<b>2017. 07</b>	Won 2017 Bosch Global Supplier Award
<b>2017. 10</b>	Won Celestica TCOO Supplier Awards
<b>2018. 06</b>	Won Best 4 <sup>th</sup> Industrial Revolution Company Award
<b>2018. 12</b>	"World-class Korean product" for 12 yrs in a row

## ● Dividend

	<b>Dividend per share</b>	<b>Total Dividend</b>	<b>Payout Ratio</b>	<b>Dividend Yield</b>
<b>FY2016</b>	W400	W5.33b	19.0%	0.9%
<b>FY2017</b>	W700	W9.16b	34.0%	0.8%
<b>FY2018</b>	W650	W8.78b	21%	0.8%

# Global Network

- Utilize global network for real-time support and communications with our clients



# Consolidated Statement of Financial Position

(Unit: KrW bn)

	1Q17	2Q17	3Q17	4Q17	1Q18	2Q18	3Q18	4Q18	1Q19
<b>Total Assets</b>	<b>193.2</b>	<b>207.9</b>	<b>203.9</b>	<b>205.2</b>	<b>258.5</b>	<b>275.1</b>	<b>278.8</b>	<b>279.1</b>	<b>280.8</b>
Current Assets	152.0	163.9	159.7	161.3	211.5	219.7	227.2	227.6	223.3
Non-Current Assets	41.2	44.0	44.2	43.9	47.0	55.4	51.6	51.5	57.5
<b>Total Liabilities</b>	<b>41.0</b>	<b>42.6</b>	<b>43.2</b>	<b>43.9</b>	<b>60.2</b>	<b>63.5</b>	<b>56.1</b>	<b>53.2</b>	<b>59.9</b>
Current Liabilities	30.5	31.8	31.6	32.3	47.9	49.6	41.7	40.5	43.8
Non-Current Liabilities	10.5	10.8	11.6	11.6	12.3	13.9	14.4	12.7	16.1
<b>Total Shareholders' Equity</b>	<b>152.2</b>	<b>165.3</b>	<b>160.7</b>	<b>161.3</b>	<b>198.3</b>	<b>211.6</b>	<b>222.7</b>	<b>225.9</b>	<b>220.8</b>
Capital Stock	6.8	6.8	6.8	6.8	6.8	6.8	6.8	6.8	6.8
Retained Earnings	130.4	143.0	153.3	156.7	155.6	168.8	180.0	189.6	187.8
Others	15.0	15.5	0.6	-2.2	35.9	36.0	35.9	29.4	26.2

# Consolidated Comprehensive Income Statement

(Unit: KrW bn)

	1Q17	2Q17	3Q17	4Q17	1Q18	2Q18	3Q18	4Q18	1Q19	FY17	FY18	~FY19
<b>Revenue</b>	<b>43.2</b>	<b>53.7</b>	<b>51.0</b>	<b>55.5</b>	<b>49.0</b>	<b>65.4</b>	<b>64.0</b>	<b>59.8</b>	<b>47.8</b>	<b>203.4</b>	<b>238.2</b>	<b>47.8</b>
Cost of sales	15.2	19.9	17.7	19.1	17.9	25.9	23.6	21.9	17.5	71.9	89.3	17.5
Gross Profit	28.0	33.8	33.3	36.4	31.1	39.5	40.4	37.9	30.3	131.5	148.9	30.3
SG&A Expenses	20.0	21.9	21.3	24.6	21.8	26.8	26.4	27.9	23.6	87.8	102.9	23.6
<b>Operating Profit</b>	<b>8.0</b>	<b>11.9</b>	<b>12.0</b>	<b>11.8</b>	<b>9.3</b>	<b>12.7</b>	<b>14.0</b>	<b>10.0</b>	<b>6.7</b>	<b>43.7</b>	<b>46.0</b>	<b>6.7</b>
Non-Operating Profit	-7.4	3.3	1.1	-7.9	0.6	4.9	0.7	0.6	2.3	-10.9	6.8	2.3
Earnings before tax	0.6	15.2	13.1	3.9	9.9	17.6	14.7	10.6	9.0	32.8	52.8	9.0
Corporate Tax	-0.2	2.6	2.7	1.0	1.8	3.7	3.5	1.5	1.9	6.1	10.5	1.9
<b>Net Income</b>	<b>0.8</b>	<b>12.6</b>	<b>10.4</b>	<b>2.9</b>	<b>8.1</b>	<b>13.9</b>	<b>11.2</b>	<b>9.1</b>	<b>7.1</b>	<b>26.7</b>	<b>42.3</b>	<b>7.1</b>

A photograph of a factory floor with a green overlay containing contact information. The background shows a clean, industrial environment with white walls, a tiled ceiling with fluorescent lights, and a polished floor with blue and yellow safety lines. On the left, a white cabinet has a rectangular cutout revealing internal components, with the brand name 'KOHYOUNG' visible. On the right, a dark grey cabinet also has a cutout showing internal machinery, featuring a yellow triangular warning symbol above it. A central green rectangle contains the text 'THANK YOU' in white, followed by a horizontal line, and the email 'ir@kohyoung.com' and website 'www.kohyoung.com' below it.

THANK YOU

—  
[ir@kohyoung.com](mailto:ir@kohyoung.com)  
[www.kohyoung.com](http://www.kohyoung.com)