



ROBO Global™ Robotics and Automation Index
Bellwether Stock

FY2019 Investor Presentation

3Q UPDATE

Disclaimer

This presentation has been prepared by Koh Young Technology and although the information provided comes from credible sources, Koh Young Technology is not responsible for its accuracy.

These figures are subject to change without prior notice, and Koh Young Technology is neither obligated to provide revisions caused by changes regarding the projection and forecast presented in this presentation. Koh Young Technology accepts no liability for any loss and this presentation cannot be used in any legal matter.

This presentation should not be copied, distributed, sent or changed except the written consent of Koh Young Technology.



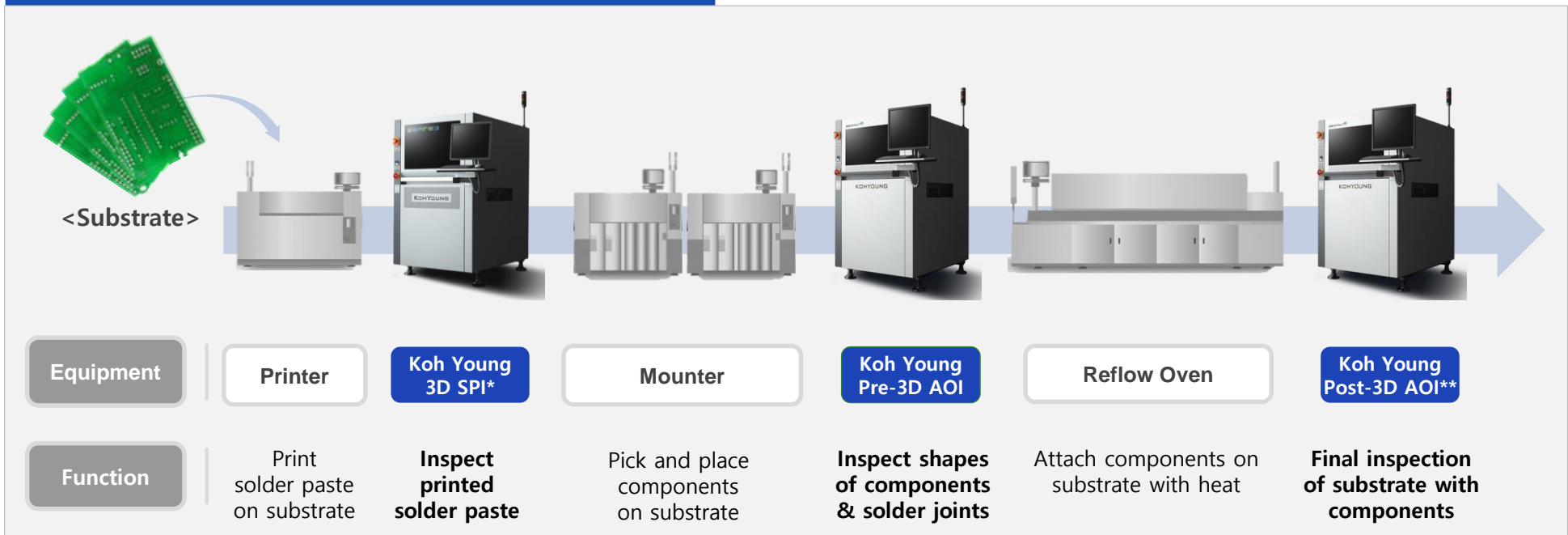
Business Information

KEH YOUN

Business Introduction

- **Provide automated inspection system and solutions which can measure appearance of objects**
 - Core Technology: Super precision 3D measurement technology, Machine vision, Robot architecture, Embedded system, Software, etc
- **Detect defects of various manufacturing processes on real-time basis and diagnose cause of defects**
 - Minimize escape and false call through monitoring the quality of solder printing and chip mounting process

Main products for electronics assembly process



* SPI: Solder Paste Inspection
 ** AOI: Automated Optical Inspection

Technology Competitiveness


- Provide world's best 3D measurement solution based on differentiated technologies
- World No.1 technology competitiveness acknowledged by 2,400+ global companies

Existing vs Koh Young("KY") Inspection

Visual Inspection




KY's Unmanned Inspection



2D Inspection Image



KY's 3D Inspection Image

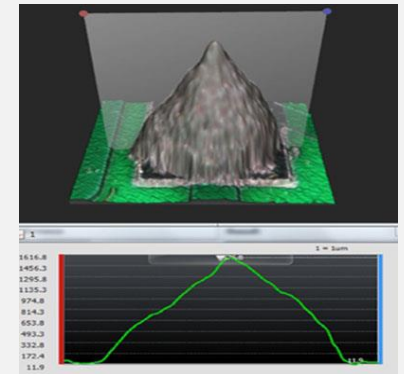


KY's No.1 Tech Competitiveness

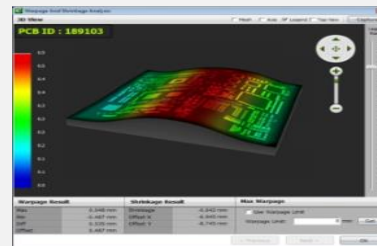
Shadow/Reflection Solution



Height Measurement



Real-time warpage solution



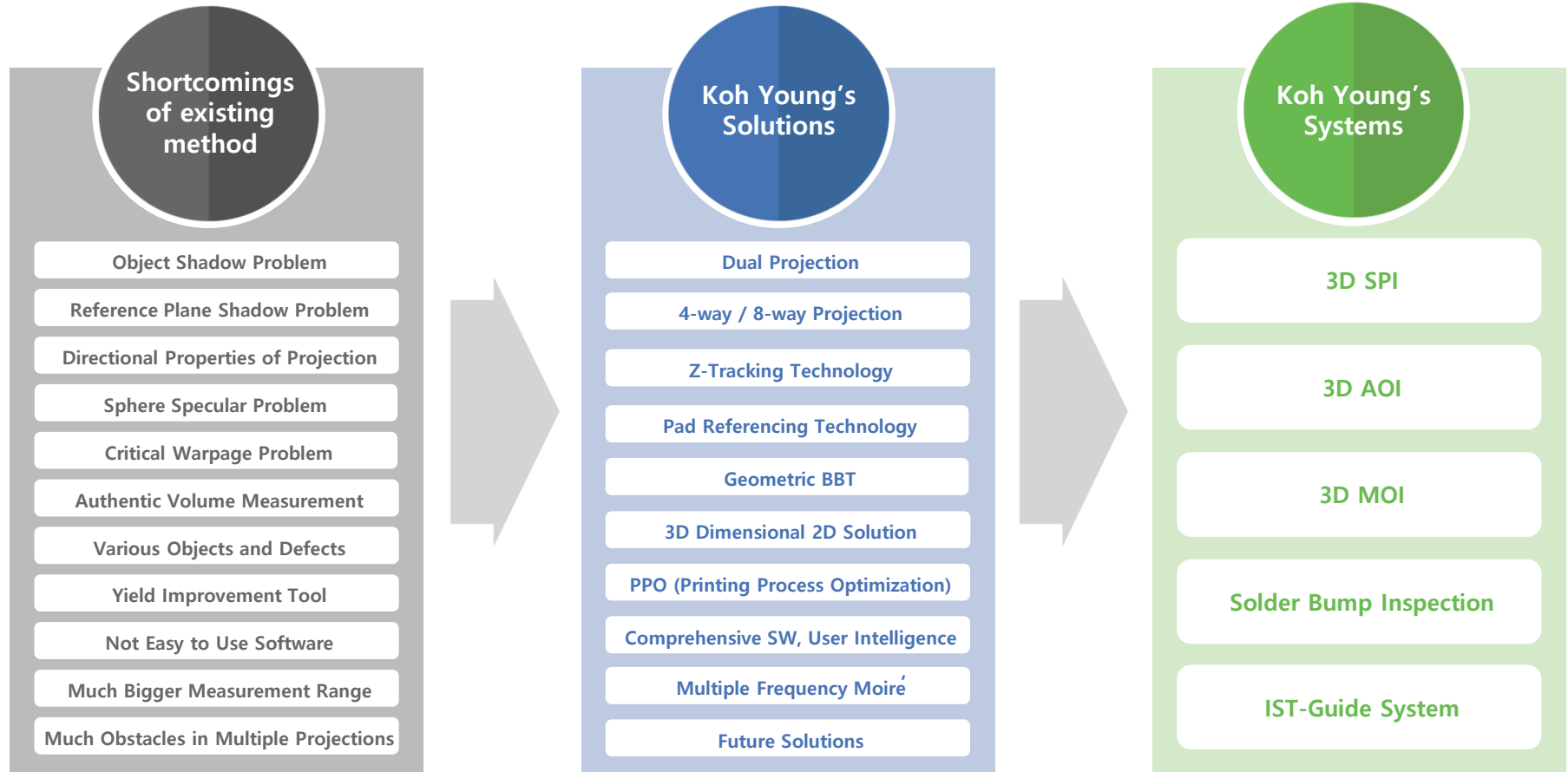
Remote Monitoring System



Technology Competitiveness (Cont'd)

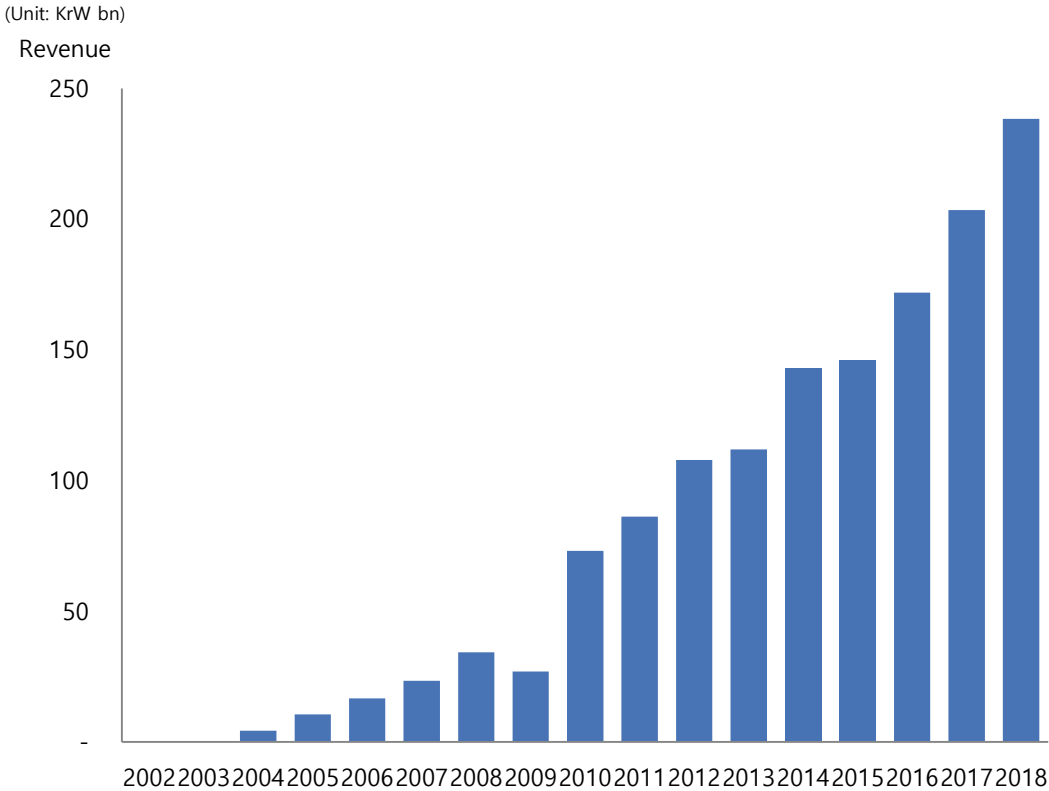
- Satisfy clients with world's best technologies

- Compelling 3D measurement inspection solution overcoming the shortcomings of the existing inspection method
- 483 patents registered and 273 Patents on-going (as of Sep 30, 2019)



Growth History

High-performance thru continuous innovation



Pursue growth strategy through developing new businesses based on core competencies

Introduction
(‘02~‘04)

- Establishment
- Introduce world first 3D SPI

Market Entry
(‘05~‘09)

- Largest M/S in 3D SPI market
- Start of R&D for 3D AOI

Growth Stage
(‘10~‘13)

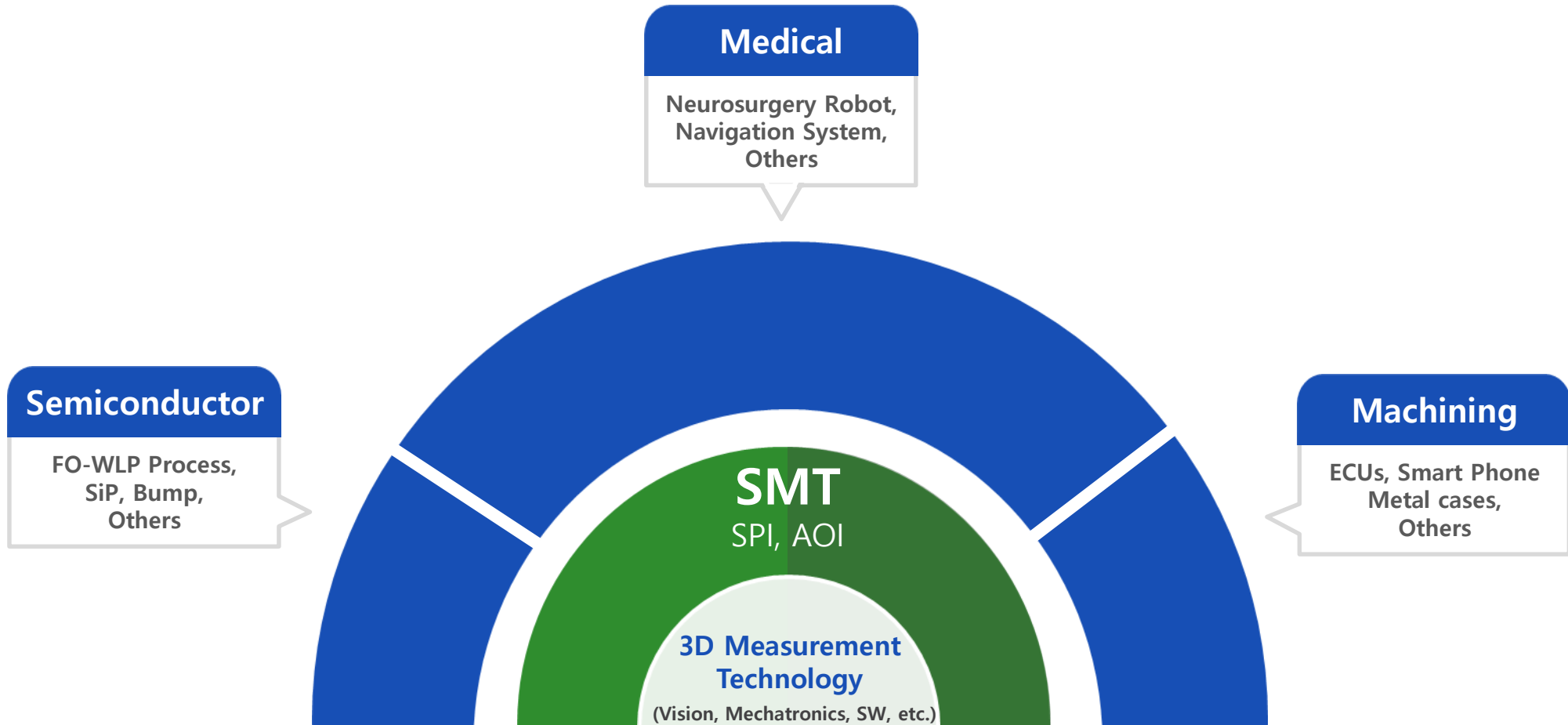
- Penetrate AOI market with 3D
- Largest M/S in SMT Inspection

Quantum Jump Stage
(‘14~present)

- Expand 3D AOI business
- Create new growth drivers
 - Semiconductor Inspection
 - Machining Optical Inspection
 - Medical business

Growth Drivers for the Future

- Based on world's best 3D measurement technology,
Pursue growth strategy with 3 key drivers: Semiconductor inspection, Machining inspection and Medical business





Company Information

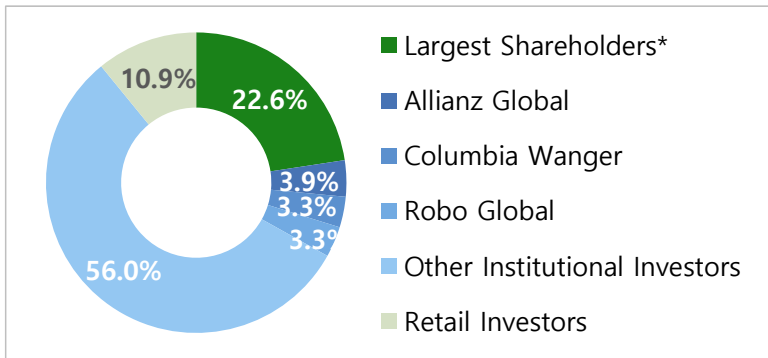
Company Information

● General

Date of Established	April 2002
Date of Listing (KOSDAQ)	June 2008
No. of Shares	13,693,951 shares
Market Value*	KrW 1,217bn
No. of Employees*	600 (Including Overseas)
(R&D Personnel*)	276

* As of Sep 30, 2019

● Shareholder Structure



* Largest Shareholders include Affiliates, Executives&Staff, ESOP, Treasury Stock

* As of Dec 31, 2018

● History

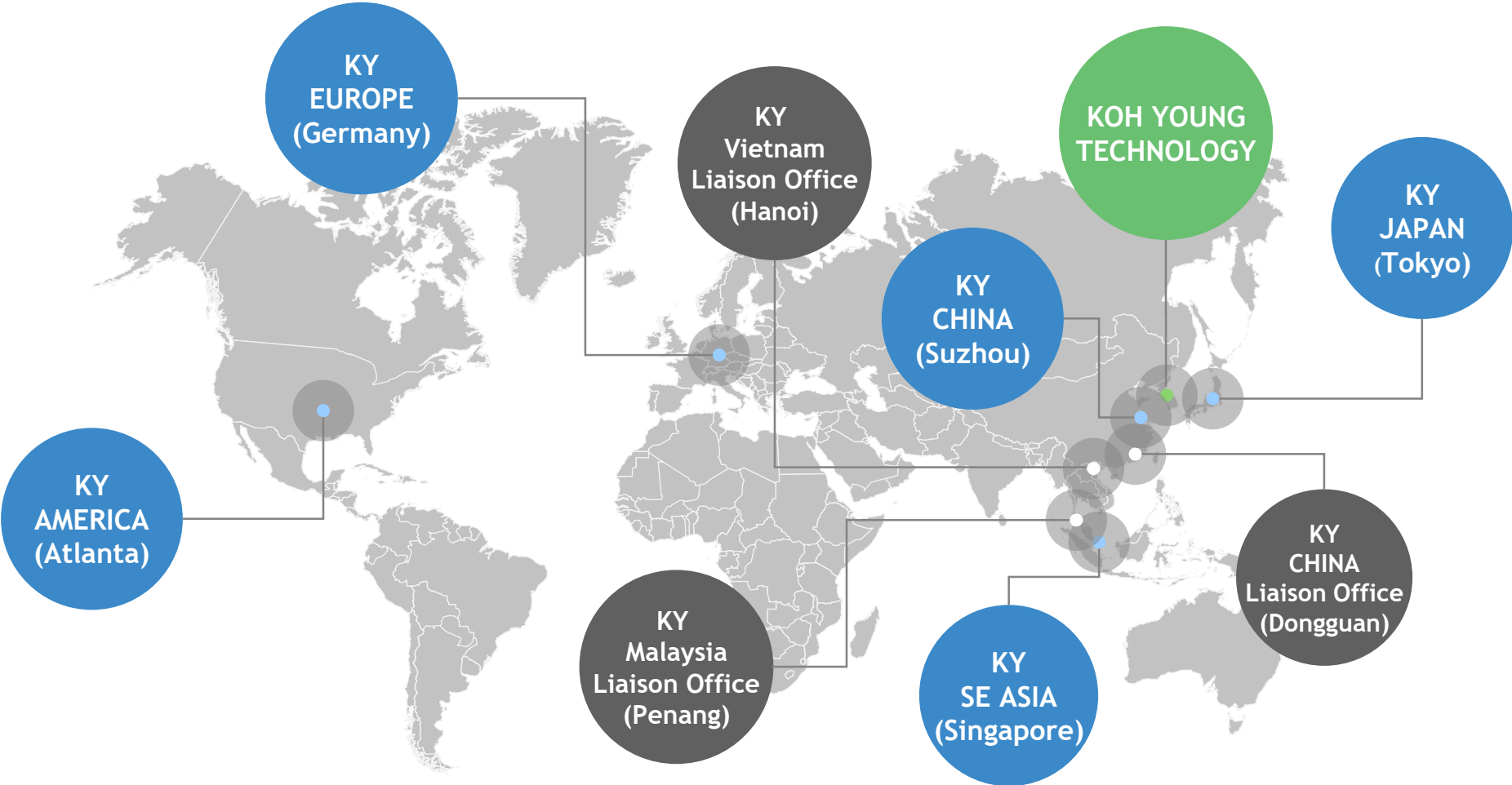
2002. 04	Established Koh Young Technology, Inc.
2003. 02	Launched Worlds' 1 st 3D SPI
2010. 06	Launched World's 1 st 3D AOI
2012. 12	Ranked 1 st in global SMT(SPI,AOI) Market
2016. 12	Won Korea Industrial Technology Award
2017. 07	Won 2017 Bosch Global Supplier Award
2017. 10	Won Celestica TCOO Supplier Award
2018. 06	Won Best 4 th Industrial Revolution Company Award
2018. 12	"World-class Korean product" for 12 yrs in a row
2019. 01	Won CA NPIs in Process Control SW and Test & Inspection

● Dividend

	Dividend per share	Total Dividend	Payout Ratio	Dividend Yield
FY2016	W400	W5.33b	19%	0.9%
FY2017	W700	W9.16b	34%	0.8%
FY2018	W650	W8.78b	21%	0.8%

Global Network

- Utilize global network for real-time support and communications with our clients



Consolidated Statement of Financial Position

(Unit: KrW bn)

	3Q17	4Q17	1Q18	2Q18	3Q18	4Q18	1Q19	2Q19	3Q19
Total Assets	203.9	205.2	258.5	275.1	278.8	279.1	280.8	283.7	297.2
Current Assets	159.7	161.3	211.5	219.7	227.2	227.6	223.3	222.3	234.1
Non-Current Assets	44.2	43.9	47.0	55.4	51.6	51.5	57.5	61.4	63.1
Total Liabilities	43.2	43.9	60.2	63.5	56.1	53.2	59.9	52.4	53.4
Current Liabilities	31.6	32.3	47.9	49.6	41.7	40.5	43.8	35.0	35.4
Non-Current Liabilities	11.6	11.6	12.3	13.9	14.4	12.7	16.1	17.4	18.0
Total Shareholders' Equity	160.7	161.3	198.3	211.6	222.7	225.9	220.8	231.2	243.8
Capital Stock	6.8	6.8	6.8	6.8	6.8	6.8	6.8	6.8	6.8
Retained Earnings	153.3	156.7	155.6	168.8	180.0	189.6	187.8	197.9	210.2
Others	0.6	-2.2	35.9	36.0	35.9	29.4	26.2	26.5	26.8

Consolidated Comprehensive Income Statement

(Unit: KrW bn)

	3Q17	4Q17	1Q18	2Q18	3Q18	4Q18	1Q19	2Q19	3Q19	FY17	FY18	~FY19
Revenue	51.0	55.5	49.0	65.4	64.0	59.8	47.8	60.8	62.9	203.4	238.2	171.6
Cost of sales	17.7	19.1	17.9	25.9	23.6	21.9	17.5	22.4	23.8	71.9	89.3	63.7
Gross Profit	33.3	36.4	31.1	39.5	40.4	37.9	30.3	38.4	39.1	131.5	148.9	107.9
SG&A Expenses	21.3	24.6	21.8	26.8	26.4	27.9	23.6	27.4	28.3	87.8	102.9	79.4
Operating Profit	12.0	11.8	9.3	12.7	14.0	10.0	6.7	11.0	10.8	43.7	46.0	28.5
Non-Operating Profit	1.1	-7.9	0.6	4.9	0.7	0.6	2.3	2.6	4.6	-10.9	6.8	9.6
Earnings before tax	13.1	3.9	9.9	17.6	14.7	10.6	9.0	13.6	15.4	32.8	52.8	38.1
Corporate Tax	2.7	1.0	1.8	3.7	3.5	1.5	1.9	2.9	3.2	6.1	10.5	8.0
Net Income	10.4	2.9	8.1	13.9	11.2	9.1	7.1	10.7	12.2	26.7	42.3	30.1

A photograph of a factory floor with a green overlay containing contact information. The background shows a clean, industrial environment with white walls, a tiled ceiling with fluorescent lights, and a polished floor with blue and yellow safety lines. On the left, a white cabinet has a rectangular cutout revealing internal electronic components, with the brand name 'KOHYOUNG' visible. On the right, a dark grey cabinet has a similar cutout showing internal wiring and components, and a yellow triangular warning symbol is visible on its upper part. The green overlay is centered and contains the text 'THANK YOU', a horizontal line, and the contact information 'ir@kohyoung.com' and 'www.kohyoung.com'.

THANK YOU

—

ir@kohyoung.com
www.kohyoung.com

이 종목의 더 많은 IR정보 [확인하기](#)

IR GO 주주와 기업을 연결하고 응원합니다.