

# INVESTOR RELATIONS

2019 4Q Financial Results

# Disclaimer

This presentation has been prepared by BGF to provide information for investors.

All financial information contained in this document is based on K-IFRS.

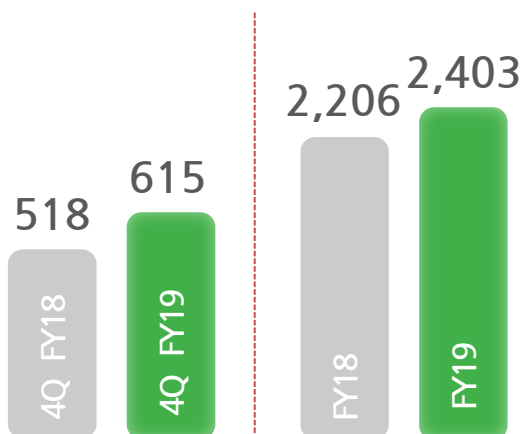
The information should not be utilized for any legal purposes in regards to investors' investment results.

In addition, the information was prepared in advance, prior to being audited by external auditors, solely for the investors' convenience. Thus, this is subject to change in the process of final auditing by external auditors.

# 1. Highlights

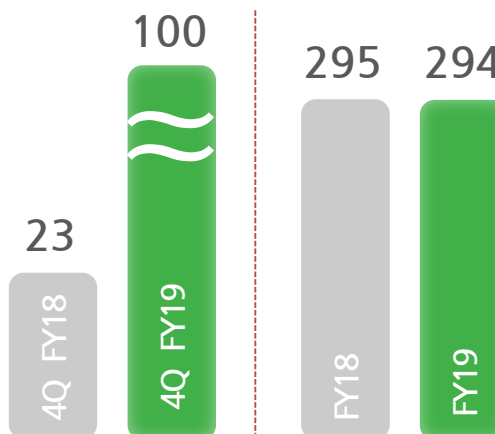
## Sales

(unit:100mIn KRW)



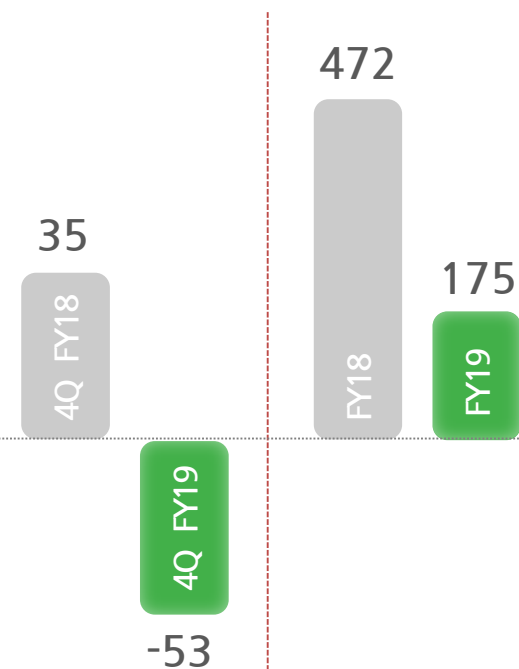
## Operating Profit

(unit:100mIn KRW)



## Net Income

(unit:100mIn KRW)



- O P : Profit of associates under equity method increase.
- Net Income : Recognize impairment losses on intangible assets.
- O t h e r s : Based on 'K-IFRS No.1116', we adjusted the cumulative effect of 'K-IFRS No.1116' only to the beginning retained earnings of 2019.

## 2. Financial Results

### ■ Profit and Loss

(Unit: 100mIn KRW, %)

Account	4Q FY19	4Q FY18	YoY	FY19	FY18	YoY
Sales	615	518	18.7	2,403	2,206	8.9
Gross Profit	337	270	24.8	1,304	1,201	8.6
Operating Profit	100	23	334.8	294	295	-0.3
Income Before Tax	8	5	60.0	267	523	-48.9
Net Income	-53	35	Turned to deficit	175	472	-62.9

### ■ Financial Position

(Unit: 100mIn KRW)

Account	FY19	FY18
<b>Assets</b>	<b>16,574</b>	<b>16,249</b>
Current Assets	3,197	3,152
Cash and Cash Equivalents	144	125
Financial Instruments	90	365
Other Financial Assets	79	96
Non-current Assets	13,377	13,097
Investments in associates	9,536	9,319
PP&E	1,962	1,965
Investment Property	918	854
Intangible Assets	236	304
<b>Liabilities</b>	<b>1,291</b>	<b>927</b>
Current Liabilities	637	577
Other Financial Liabilities	264	204
Short-term Borrowings	192	194
Current Tax Liabilities	18	46
Non-current Liabilities	654	350
<b>Equity</b>	<b>15,283</b>	<b>15,322</b>
Capital Stock	957	954

# Appendix 1

## ■ Profit and Loss Statement

(Unit: 100mIn KRW)

Account	4Q FY19	3Q FY19	2Q FY19	1Q FY19	4Q FY18	3Q FY18	2Q FY18	1Q FY18	4Q FY17	3Q FY17	2Q FY17	1Q FY17
Sales	615	628	655	505	518	663	596	429	423	278	294	248
Gross Profit	337	352	373	242	270	385	346	200	217	199	215	161
SG&A	237	261	274	238	247	242	222	195	178	168	175	161
Operating Profit	100	91	99	4	23	143	124	5	39	31	40	0
Income Before Tax	8	104	124	31	5	163	152	203	-167	56	55	13
Net Income	-53	85	123	20	35	150	142	145	33,110	936	612	321

\* As a result of the new accounting standard introduction, FY17 has been revised.

이 종목의 더 많은 IR정보 [확인하기](#)

**IR GO** 주주와 기업을 연결하고 응원합니다.